


## A *Simply Safer* way of removing blades and count needles.

Manage needles and remove, contain and dispose of used blades with the single-handed BNC-20 technique.

No fingers, forceps or re-sheathing.  
No Injuries.



### Uniflex technology built in the ubiquitous needle counter

BNC-20 deploys the innovative patent pending Uniflex technology that simply lift and trap the heel of a blade, then safely remove and contain the blade.

It is built in the ubiquitous blade needle counter without taking up extra space and cost in the operating room.

### Removes most sizes and shapes of BP scalpel blades

BNC-20 removes most sizes and shapes of blades from BP scalpel handles.

BNC-20 single-handed scalpel blade remover can be used in any sterile fields where scalpel blade changing or removal is required, including:

- Hospital
- General practice
- Dental clinics
- Podiatry
- Pathology lab
- Veterinary
- Education

### Make compliance a simple reality.

BNC-20 meets these important safety standards:

- OSHA Bloodborne Pathogen Standard "1910.1030"
- Australian/New Zealand Standard "AS/NZS 3825:1998"

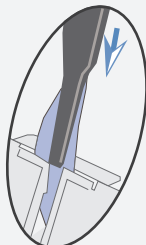
This safety solution makes compliance a simple reality that dramatically reduces injury costs.

### Sterile or Kit packed

BNC-20 comes in gamma irradiated sterile package. However users can opt for them to be included in their procedural kits (custom kits or theatre packs).

### Simply push and pull Remove blades with one hand

When in use, BNC-20 remover stands almost vertically. Simply push the handle/blade vertically downward with only one hand, keeping the other hand out of harm's way.



No fingers  
No forceps  
No resheathing  
No Injuries

### Remove up to 10 blades \*\* Safety with no extra cost

Remove, contain and dispose of up to 10\*\* blades, you will

- save space as the remover is built in a needle counter
- save cost for not using those flimsy, disposable plastics scalpels

**\$afe**

\*\* depending on sizes and visibility for counting

# Specifications

Colour	Yellow
Product code	BNC-20Y- yellow version
GMDN code	46236
Blade capacity	Up to 10 blades, depending on blade size and visibility for counting.
Compatible Blades & Handles*	All B.P. handles and blades**.
Incompatible Blades & Handles	Non B.P. handles and blades
Size (per unit)	Length 117mm , Width 66mm , Height 40mm
Weight (per unit)	55 g
Sterile	Yes, Gamma irradiation Kit packers may use ETO.

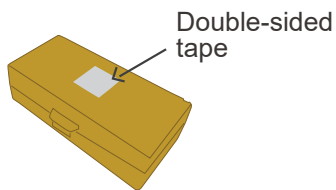
Material	High Impact Polystyrene and Polypropylene
Latex	No
DEHP	No
Re-usable	Single-use
Disposal method	Disposed of as medical waste in a sharps container. Please follow your establishment's procedures for the disposal of medical waste.

\*\*Some brands may not work with Aunex BNC-20.

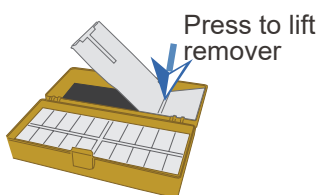
## PREPARE

USE TWO HANDS:

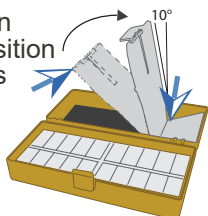
1. Peel the d/s tape, open the box and stick BNC-20 down.



2. Lift the blade remover to an almost vertical position.



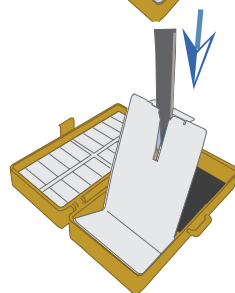
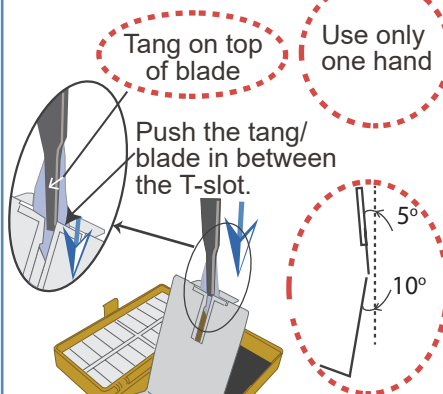
Turn remover to an almost vertical position (about 10°), till it is snapped onto a catch. Do not force beyond the catch.



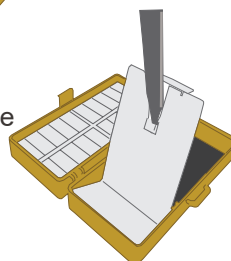
## PUSH

SINGLE HANDED:

3. Push in to engage and safely contain the blade, slanting at about 5°.



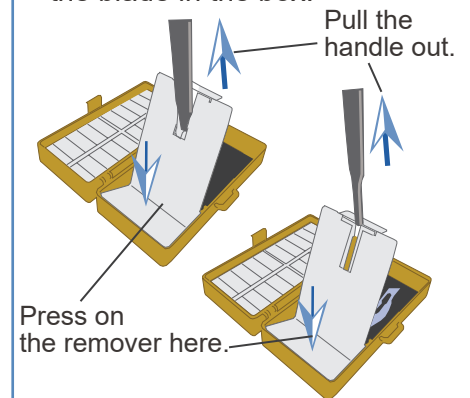
Blade is safely engaged and contained in the remover.



## PULL

USE TWO HANDS:

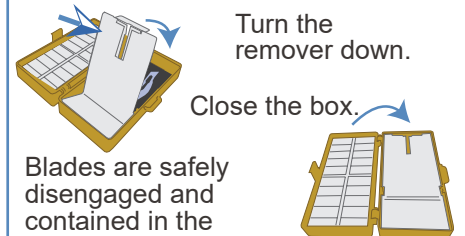
4. Pull the handle out, leaving the blade in the box.



## DISPOSAL

COUNT AND DISPOSE OF:

5. After counting, turn the remover down and close BNC-20.



Blades are safely disengaged and contained in the box.

6. Dispose of BNC-20 as medical waste in sharps container.

BNCBR01A4